


# Welcome to Getting started with Squarespace Commerce




Squarespace  
Webinars

## BEFORE WE BEGIN


---

Slides/media player windows:

↳ Resize them by dragging its corners, or using 

↳ Bring window to the front if overlapping by clicking on it

---

Enable closed captions at the bottom right of media player using 

---

Ask questions in the Q&A window

---

A recording will be emailed to you a few hours after the session

(You can also rewatch the webinar using the same link)

Squarespace  
Webinars



# Getting started with Squarespace Commerce



# Squarespace Webinars



Use discount code to take  
10% off your first purchase

# MERCHANT10


# Getting started with Squarespace Commerce



## TODAY'S TOPICS

---

- 1 | Adding a store page
- 2 | Adding products
- 3 | Connecting payment processors



# Getting started with Squarespace Commerce

A 3D architectural rendering of a modern interior space with various geometric shapes like arches, cylinders, and blocks. In the foreground, a laptop is open, displaying a website page. The scene is lit with soft, natural light, creating a clean and minimalist aesthetic.

**1 | Adding a store page**

2 | Adding products

3 | Connecting payment processors


# Getting started with Squarespace Commerce



1 | Adding a store page

**2 | Adding products**

3 | Connecting payment processors



# Getting started with Squarespace Commerce



1 | Adding a store page

2 | Adding products


## **Adding a physical product**

Adding variants

Adding a service product

Adding a download product

3 | Connecting payment processors



# Getting started with Squarespace Commerce



1 | Adding a store page

2 | Adding products


Adding a physical product

**Adding variants**

Adding a service product

Adding a download product

3 | Connecting payment processors





# Getting started with Squarespace Commerce



1 | Adding a store page


2 | Adding products

Adding a physical product  
Adding variants

**Adding a service product**

Adding a download product

3 | Connecting payment processors



# Getting started with Squarespace Commerce



1 | Adding a store page

2 | Adding products


Adding a physical product

Adding variants

Adding a service product

**Adding a download product**

3 | Connecting payment processors




# Getting started with Squarespace Commerce




1 | Adding a store page

2 | Adding products

**3 | Connecting payment  
processors**



# Getting started with Squarespace Commerce



1 | Adding a store page

2 | Adding products

3 | Connecting payment processors

**Enabling test mode**

# Commerce pricing plans

	<b>Business</b>	<b>Commerce Basic</b>	<b>Commerce Advanced</b>
<b>Squarespace Commerce</b>	✓	✓	✓
<b>Transaction fees</b>	✓	⊗	⊗
<b>Commerce Analytics</b>	⊗	✓	✓
<b>Free year of Google Workspace</b>	✓	✓	✓


# Getting started with Squarespace Commerce



## RECAP

---

- 1 | Adding a store page
- 2 | Adding products
- 3 | Connecting payment processors



# Resources

## **Webinar Resources page**

[learning.squarespace.com/  
getting-started-commerce-resources](https://learning.squarespace.com/getting-started-commerce-resources)

## **Help site**

Step by step guides | Video tutorials  
at [support.squarespace.com](https://support.squarespace.com)

## **Customer support**

1:1 assistance via chat  
and email

## **Squarespace Forum**

Get peer to peer advice and  
stay up to date with product  
releases at  
[forum.squarespace.com](https://forum.squarespace.com)

## **Squarespace App** Manage your site on the go

## **Squarespace Webinars**

Browse the catalog at  
[learning.squarespace.com](https://learning.squarespace.com)

## **Webinar recording**

Re-watch the webinar at  
anytime from the URL  
used to join the session

## **Webinar survey**

Let us know your thoughts  
about your experience and  
help us improve our  
program



# Squarespace Webinars



Thank you for  
joining our webinar!  
Use discount code **MERCHANT10**  
to take 10% off your first purchase